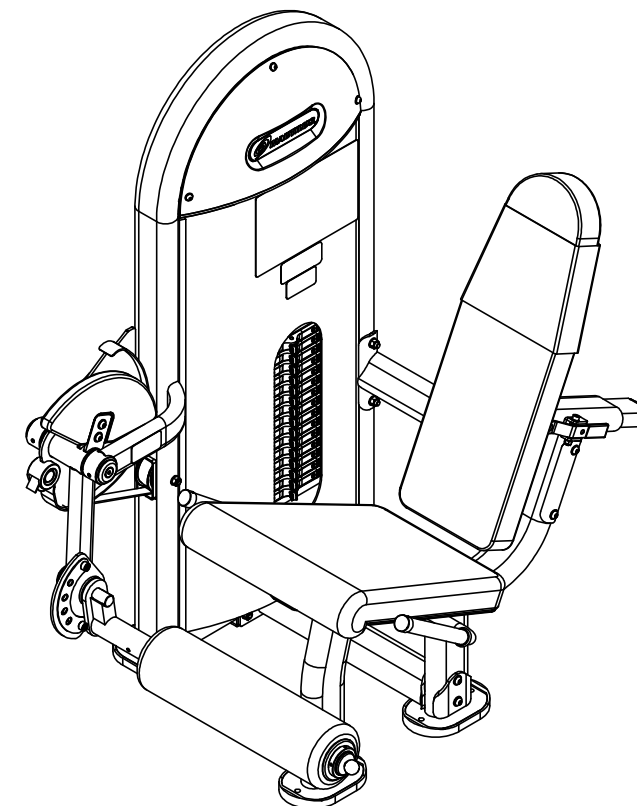
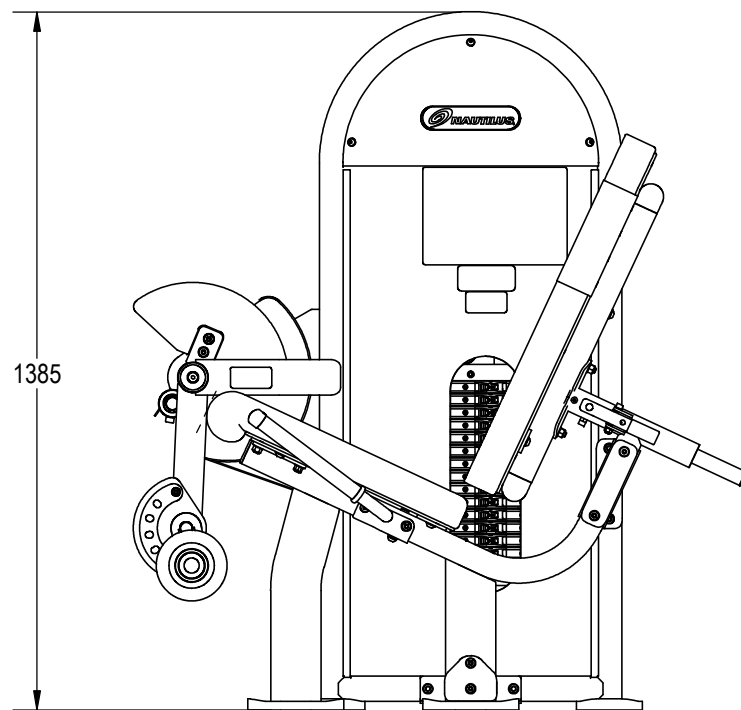
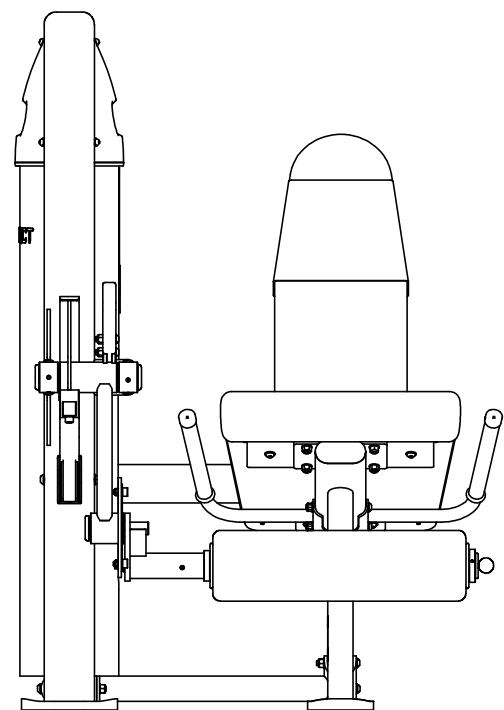
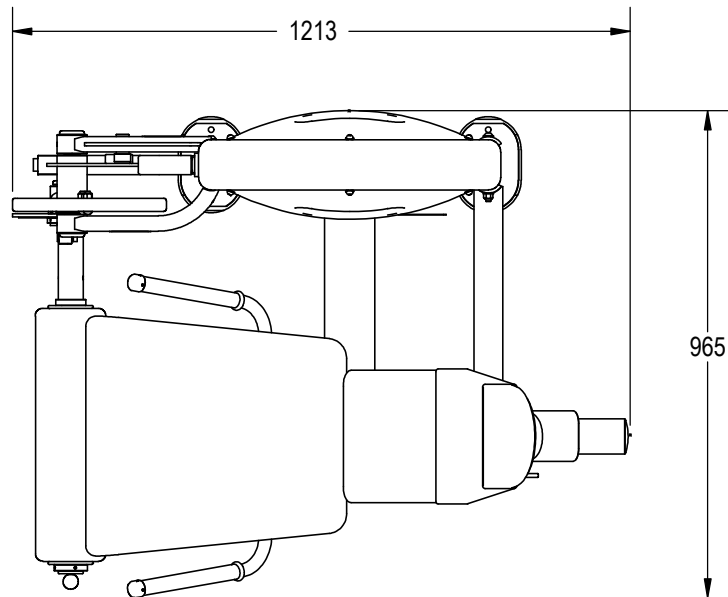


NOTES:

1. ASSEMBLE AND INSPECT PER SOP 620-7918..
2. INSTALL Kg STICKER AND AFFIX Lb STICKER TO INSIDE OF SHROUD WITH TAPE.
3. COLOR DICTATED BY THE SALES ORDER. REFERENCE THE MACHINES BOM FOR COMPONENTS CONTAINING -XX, -00XX AND -XXXXX.
  - a. COLOR: -XX COLOR DESIGNATOR AS SPECIFIED IN SOP 620-8222.
  - b. THE -XX CAN RESULT IN ONE COLOR FOR THE METAL SHROUD AND A DIFFERENT COLOR FOR THE METAL FRAME ALSO WITH A -XX LISTED ON THE BOM.
  - c. THE -00XX IS THE COLOR DESIGNATOR FOR UPHOLSTERY.
  - d. THE 5TH DESIGNATOR: "X" WITHIN -XXXXX DEFINES THE HEAD STRAP OR CUSTOM PRODUCTS BRAND. THIS IS SPECIFIED ON SALES ORDERS.
  - e. THE -XXXXX IS CREATED BY COMBINING THE -XX, -00XX AND THE 5TH DESIGNATOR.
  - f. ALL X'S SHOULD BE DEFINED ON THE SALES ORDER.

REVISION HISTORY				
REV	DATE	DESCRIPTION	ECO	BY
A	8/1/2016	INITIAL RELEASE	15474	AM



**DOCUMENT STATUS:**

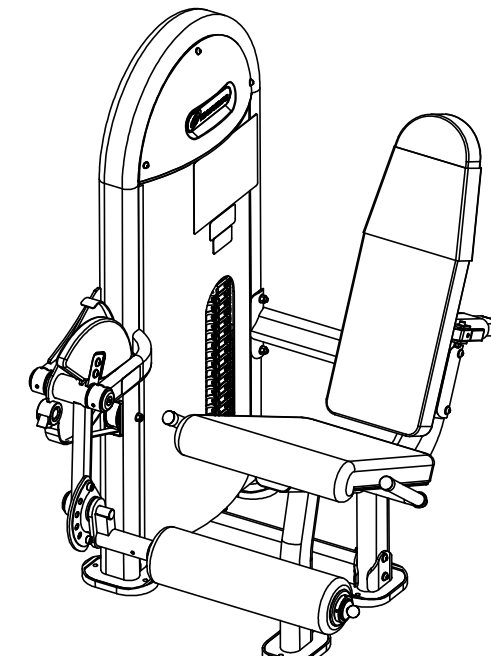
NOTICE OF PROPRIETARY INFORMATION  
THIS DOCUMENT SHALL NOT BE REPRODUCED NOR SHALL THE INFORMATION CONTAINED HEREIN BE USED BY OR DISCLOSED TO OTHER EXCEPT AS EXPRESSLY AUTHORIZED BY CORE HEALTH & FITNESS, LLC.

CLASS OF WORK	UNLESS OTHERWISE SPECIFIED DIMS ARE IN mm. TOLERANCES FOR MEASURE OF LENGTH ARE:								MATERIAL SEE BOM
	0.5 to 3	>3 to 6	>6 to 30	>30 to 120	>120 to 400	>400 to 1000	>1000 to 2000	>2000	
FINE	±0.05	±0.05	±0.1	±0.15	±0.2	±0.3	±0.5	----	FINISH SEE NOTES
MEDIUM	±0.1	±0.1	±0.2	±0.3	±0.5	±0.8	±1.2	±2	
COARSE	±0.2	±0.3	±0.5	±0.8	±1.2	±2	±3	±4	
VERY COARSE	----	±0.5	±1	±1.5	±2.5	±4	±6	±8	
VENDOR:		P/N:							

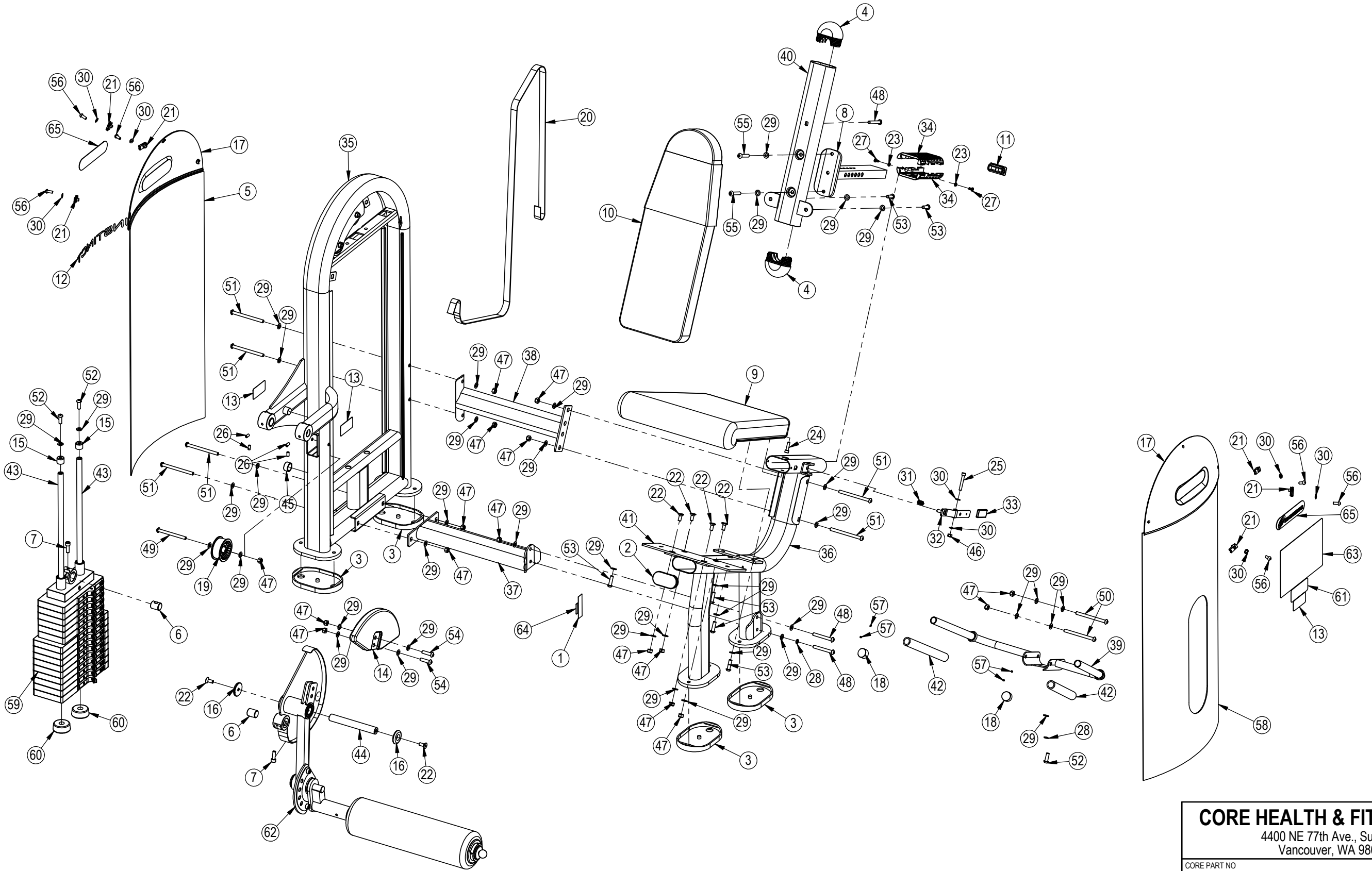
THIRD ANGLE PROJECTION		
DRAWN	INITIAL AM	DATE 8/1/16
CHECKED		
APPROVED		
U.O.M.		MM

<b>CORE HEALTH &amp; FITNESS, LLC</b> 4400 NE 77th Ave., Suite 300 Vancouver, WA 98662		
CORE PART NO	REV	
<b>NL-S1010-29AGS</b>	<b>A</b>	
TITLE NL,SSS,LEG EXT,SIDE MOUNT,LNL		
SCALE: 1:15	SHEET 1 OF 3	SHEET SIZE: B

9		8		7		6		5		4		3		2		1	
		ITEM NO.	PART NUMBER	DESCRIPTION		Q'TY.			ITEM NO.	PART NUMBER	DESCRIPTION		Q'TY.				
J		1	050-5457	Label, S/N, Non-Powered, Primary, Core H&F		1			45	730-1087	SPACER,DIA 32MM,HEIGHT 16MM		1				J
		2	730-0199	CAP,FLAT,ELLIPSE TUBE,100X50		1			46	730-1103	NUT,M18X1.25,NYLOC,SS		1				I
		3	730-0216	PAD, FEET, BASE, IN-B7503		4			47	730-1104	NUT,M10X1.5,NYLOC,SS		20				
		4	730-0223	CAP,LARGE,FRAME		2			48	730-1109	SCREW,M10X1.5,80MM,BHC,HE,SS		3				
I		5	730-0233	SHROUD,REAR,WGT STK,LP		1			49	730-1110	SCREW,M10X1.5,115mm,BHC,HE,SS		1				
		6	730-0236	SHAFT,COMPRESS BELT,DIA 27,LEG 33		2			50	730-1111	SCREW,M10X1.5,125MM,BHC,HE,SS		2				I
		7	730-0237	SCREW,M10X1.5,30MM,SHC,HE,SS		2			51	730-1112	SCREW,M10X1.5,130MM,BHC,HE,SS		6				
		8	730-0244	WELDMENT,SEAT POST		1			52	730-1118	SCREW,M10X1.5,30MM,BHC,HE,SS		3				
		9	730-0245	PAD,SEAT,IN-S1011		1			53	730-1119	SCREW,M10X1.5,35MM,BHC,HE,SS		6				
H		10	730-0246	PAD,BACK REST,IN-S2100		1			54	730-1120	SCREW, M10x40, BH, SS		2				H
		11	730-0247	CAP,ROUND,SQUARE TUBE		1			55	730-1122	SCREW,M10X1.5,63MM,BHC,HE,SS		4				
		12	730-0384	LOGO,INSTINCT		1			56	730-1138	SCREW,M8X1.25,20MM,BHC,HE,SS		6				
		13	730-0385	STICKER,CAUTION,PINCH POINT		3			57	730-1155	SCREW,10-32X3.2,SET		4				
		14	730-0549	COUNTERBALANCE, IN-S1010		1			58	730-1335	SHROUD,LNL,S5100		1				
G		15	730-0565	CAP,RUBBER,ROD GUIDE WT STK		2			59	730-1399	WSA-LNL,180LB,15H		1				G
		16	730-0656	CAP,50MM OD		2			60	730-1448	STOP,BUMPER,WEIGHT PLATE, 25.4MM		2				
		17	730-0702	SHROUD,TOP,LP		2			61	730-1491	LABEL,INSTRUCTIONS,LOCK N LOAD		1				
		18	730-0704	CAP,OUTSIDE,GRIP,25MM,AL		2			62	730-1537	KIT, REPLACEMENT, ADJ. LEG, LEG EXT.		1				
F		19	730-0721	ASSY, PULLEY 75MMx31.5 W/SPACERS		3			63	730-7224-XXX	PLACARD,INSTRUCTION,NL-S1010		1				F
		20	730-0778	BELT,15.5FT LONG,LP		1			64	731-0335	STICKER, MADE IN CHINA, IP		1				
		21	730-0845	SPEED NUT,U-STYLE CLIP-ON NUT,M8		6			65	731-7311	STICKER,NAUTILUS,DECO,45MMX191MM		2				
		22	730-0870	SCREW,M10X1.5,25MM,FHMS,HE,SS		6											
		23	730-0885	NUT,M6X1.0,JAM,HEX,SS		2											
E		24	730-0891	SCREW,M8X1.25,30MM,SHCS,HE,SS		1											E
		25	730-0892	SCREW,M8X1.25,55MM,SHCS,HE,SS		1											
		26	730-0896	SCREW,M8X1.25,16MM,SET,FPS,HE,SS		4											
		27	730-0899	Screw, M6x1.0, 12mm, PHM, PH, SS		2											
		28	730-0907	WASHER,M10,SPLIT,LOCK		2											
D		29	730-0908	WASHER,PLAIN,M10,SS		47											D
		30	730-0910	WASHER,PLAIN,M8,SS		8											
		31	730-0911	SPING,COMPRESSION ,ADJ,HDL		1											
		32	730-0930	WELD,HANDLE,EXTENSION,ADJ		1											
C		33	730-0935	GRIP,SQUARE,ADJ HANDLE		1											C
		34	730-0936	ASSY,TUBE,INSERT,SLEEVE		2											
		35	730-1034	WEIGHT STACK,FRAME		1											
		36	730-1041	ASSY,MAIN FRAME		1											
B		37	730-1042	CROSSBEAM,LOWER,FRAME		1											B
		38	730-1043	CROSSBEAM,UPPER,FRAME		1											
		39	730-1044	ASSY,SEAT,HANDLE,FRAME		1											
		40	730-1045	UPHOLSTERY,BACK,PAD,BRACKET		1											
		41	730-1046	PLATE,SEAT,PAD,SUPPORT		1											
A		42	730-1054	FRAME,SEAT,HANDLE,PVC,SLEEVE,GRIP		2											A
		43	730-1078	GUIDE RODE,Ø19MMX935MM		2											
		44	730-1084	SHAFT, DIA 25MM X 192MM		1											



<b>CORE HEALTH &amp; FITNESS, LLC</b>		
4400 NE 77th Ave., Suite 300 Vancouver, WA 98662		
CORE PART NO	<b>NL-S1010-29AGS</b>	REV <b>A</b>
TITLE NL,SSS,LEG EXT,SIDE MOUNT,LNL		
SCALE: 1:18	SHEET 2 OF 3	SHEET SIZE: B



<b>CORE HEALTH &amp; FITNESS, LLC</b>		
4400 NE 77th Ave., Suite 300 Vancouver, WA 98662		
CORE PART NO	<b>NL-S1010-29AGS</b>	REV <b>A</b>
TITLE NL,SSS,LEG EXT,SIDE MOUNT,LNL		
SCALE: 1:18	SHEET 3 OF 3	SHEET SIZE: B